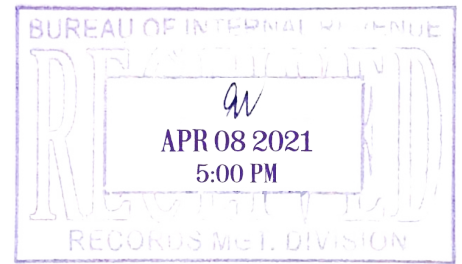




REPUBLIC OF THE PHILIPPINES
DEPARTMENT OF FINANCE
BUREAU OF INTERNAL REVENUE
Quezon City



April 5, 2021

REVENUE MEMORANDUM CIRCULAR NO. 50-2021

SUBJECT : Guidelines in the Filing and Payment of Annual Income Tax Return by Non-Individual Taxpayers for the Taxable Years Ending July 31, 2020 to June 30, 2021

TO : All Internal Revenue Officers, Employees, and Others Concerned

This Circular is being issued to prescribe the Guidelines in the filing and payment of Annual Income Tax Return (AITR) by Non-Individual Taxpayers for the Taxable Year ending July 31, 2020 to June 30, 2021 which was affected by the passing of Republic Act (RA) No. 11534 or also known as the "Corporate Recovery and Tax Incentives for Enterprises Act" (CREATE).

FILING OF AITR

Non-Individual taxpayers, whether eFPS or Non-eFPS Filers, shall use the Offline eBIRForms Package v7.9 (herein referred to as "eBIRForms") in filing their AITR.

The eBIRForms is available for downloading from the following sites:

1. www.bir.gov.ph and
2. www.knowyourtaxes.ph

Taxpayers who shall use the eBIRForms must follow these simple and convenient steps:


- Step 1. **DOWNLOAD, INSTALL** and **RUN** Offline eBIRForms Package v7.9;
- Step 2. **OPEN** the installed Package in Drive C by clicking the eBIRForms folder, then click the BIR Logo or the Yellow Icon;
- Step 3. Complete the **PROFILE** page by indicating the needed information (i.e., TIN, Registered Name, Registered Address, RDO Code, etc.) then select the applicable tax return from the List of BIR Forms then click "Fill up". System will ask the taxpayer to re-enter the TIN and the valid email address to confirm that the information provided are correct. Then click "Fill up" again;

A CERTIFIED ELECTRONIC COPY


MA. PERPETUA M. AGLIBUT
CHIEF, RECORDS MANAGEMENT DIVISION

Step 4: **ACCOMPLISH** the selected tax return by directly encoding data in it. The following Items/Fields shall be accomplished as follows:

BIR Form No.	Part/Item No.	Remarks
1702-RT v2018C	Part IV Item 40	Indicate the applicable tax rate based on the table provided on page 4
	Part IV Item 41	Computed amount shall appear based on the Income Tax Rate provided in Item 40, but the amount is editable and enterable
	Part IV Item 42	Compute the Minimum Corporate Income Tax (MCIT) Due by multiplying Item 33 of Part IV with the applicable MCIT rate based on the table provided on page 4
	Part V Item 57	If Item 35 of Part IV has a value, Item 57 of Part V must also has a value. Compute the Tax Relief Availment for Special Allowable Itemized Deductions by multiplying Item 35 of Part IV with the applicable tax rate used in Item 40 of Part IV
1702-MX v2018C	Part IV Schedule 2 Item 14C	Indicate the applicable tax rate based on the table provided on page 4
	Part IV Schedule 2 Item 15C	Computed amount shall appear based on the Income Tax Rate provided in Item 14C, but the amount is editable and enterable
	Part IV Schedule 2 Item 18C	Compute the Minimum Corporate Income Tax (MCIT) by multiplying Item 7C of Part IV Schedule 2 with the applicable MCIT rate based on the table provided on page 4
	<i>If with only one activity/project under Exempt and/or Special Tax Regimes</i>	
	Part IV Schedule 4 Items 1A/1B	Compute the Regular Income Tax Otherwise Due by multiplying Items 13A and/or 13B of Part IV Schedule 2 with the applicable income tax rate based on the table provided on page 4 or the income tax rate provided in Item 14C of Part IV Schedule 2, if any
	Part IV Schedule 4 Items 2A/2B/2C	If Items 9A, 9B and/or 9C of Part IV Schedule 2 have value, Items 2A, 2B and/or 2C of Part IV Schedule 4 must also have value. Compute the Tax Relief Availment for Special Allowable Itemized Deductions by multiplying Items 9A, 9B and/or 9C of Part IV Schedule 2 with the applicable tax rate used in Item 14C of Part IV Schedule 2, if any or the applicable income tax rate based on the table provided on page 4



A CERTIFIED ELECTRONIC COPY

MA. PERPETUA M. AGLIBUT
CHIEF, RECORDS MANAGEMENT DIVISION

BIR Form No.	Part/Item No.	Remarks
1702-MX v2018C	<i>If with two or more activities/projects under Exempt and/or Special Tax Regimes</i>	
	Part V Schedule C Item 1	Compute the Regular Income Tax Otherwise Due by multiplying Item 12 of Part V Schedule B with the applicable income tax rate based on the table provided on page 4 or the income tax rate provided in Part IV Schedule 2 Item 14C, if any
	Part V Schedule C Item 2	If Item 9 of Part V Schedule B has a value, Item 2 of Part V Schedule C must also has a value. Compute the Tax Relief Availment for Special Allowable Itemized Deductions by multiplying Item 9 with the applicable tax rate used in Item 14C of Part IV Schedule 2, if any or the applicable income tax rate based on the table provided on page 4
1702-EX v2018C	Part V Item 52	Compute the Regular Income Tax Otherwise Due by multiplying Item 39 of Part IV with the applicable income tax rate based on the table provided on page 4
	Part V Item 53	If Item 36 of Part IV has value, Item 53 of Part V must also has a value. Compute the Tax Relief Availment for Special Allowable Itemized Deductions by multiplying Item 36 of Part IV with the applicable tax rate based on the table provided on page 4.


Step 5. Click **VALIDATE** after accomplishing the tax return. If there are changes to make, click **EDIT** button. Make sure to validate after every changes made;

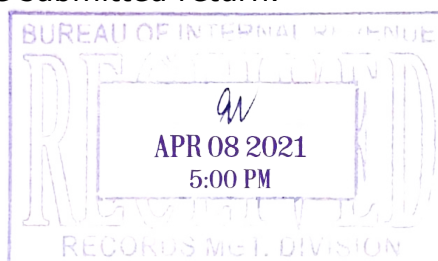
Step 6. Click **SUBMIT/FINAL COPY** button to submit the return online. Make sure that you are connected to the internet before you submit the return. Taxpayer shall be required to agree to the Terms of Service Agreement (TOSA);

Step 7. If submission is successful, pop up message will appear stating:
"Submit Successful! A notification will be sent to your email (email address provided). Please ensure that said email address is correct then check your inbox (including your spam folder) in the next few minutes for the email. Print or save the email as evidence of e-filed return"; and

Step 8. Taxpayer shall receive a **Tax Return Receipt Confirmation** that the BIR has received the submitted return.

A CERTIFIED ELECTRONIC COPY


MA. PERPETUA M. AGLIBUT
CHIEF, RECORDS MANAGEMENT DIVISION



The BIR Form Nos. 1702-RT, 1702-MX and 1702-EX version 2018 in the new Package has been modified and added letter "C" after the version date (i.e. 1702-RTv2018C, 1702-MXv2018C and 1702-EXv2018C). **The automatic computation of tax due has been disabled and taxpayer shall indicate the rate of tax applicable** based on the matrix below, depending on the taxable period of the taxpayer:

TRANSITORY RATES				
Annual Accounting Period (Transition TY 2020)	Regular Corporate Income Tax Rates	Other Domestic Corporations with Net Taxable Income ≤5M and Total Assets ≤100M, Exclusive of Land	MCIT	Proprietary Non-Profit Educational Institutions /Hospitals
	30% / 25%	30% / 20%	2% / 1%	10% / 1%
FY 7-31-20	29.58 %	29.16 %	1.91 %	9.25 %
FY 8-31-20	29.16	28.33	1.82	8.50
FY 9-31-20	28.75	27.50	1.73	7.75
FY 10-31-20	28.33	26.66	1.64	7.00
FY 11-31-20	27.91	25.83	1.55	6.25
CY 12-31-20	27.50	25.00	1.50	5.50
FY 1-31-21	27.08	24.16	1.41	4.75
FY 2-28-21	26.66	23.33	1.32	4.00
FY 3-31-21	26.25	22.50	1.23	3.25
FY 4-30-21	25.83	21.66	1.14	2.50
FY 5-31-21	25.41	20.83	1.05	1.75
FY 6-30-21	25.00	20.00	1.00	1.00

PAYMENT OF TAX DUE

Payments of the taxes due thereon, if any, shall be made thru:

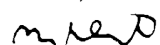
a.) Manual Payment – Non-eFPS Filers


Any Authorized Agent Banks (AABs) as provided under Revenue Memorandum Circular (RMC) No. 41-2021. In places where there are no AABs, the return shall be filed and the tax due shall be paid with the Revenue Collection Officer (RCO) under the jurisdiction of any Revenue District Office (RDO).

b.) Online Payment – Non-eFPS Filers

- Mobile Payment (GCash/PayMaya); or
- Landbank of the Philippines (LBP) Link.BizPortal – for taxpayers who have ATM account with LBP and/or holders of Bancnet ATM/Debit Card; or

A CERTIFIED ELECTRONIC COPY


MA. PERPETUA M. AGLIBUT
CHIEF, RECORDS MANAGEMENT DIVISION



- Development Bank of the Philippines (DBP) Tax Online – for taxpayers-holders of Visa/Master Credit Card and/or Bancnet ATM Debit Card; or
- Union Bank Online Web and Mobile Payment Facility – for taxpayers who have account with Union Bank; or
- PESONet through LBP Link.BizPortal – for taxpayers who have account with RCBC, Robinsons Bank, Union Bank and BPI.

c.) Online Payment - eFPS Filers

After submitting the return thru eBIRForms, eFPS Filers shall proceed to payment using the eFPS facility. They shall fill out and e-File BIR Form No. 0605 then proceed to e-Payment to pay their income tax due and shall use the following codes:

Tax Type Code	-	Income Tax (IT)
Alphanumeric Tax Code (ATC)	-	MC 200 Miscellaneous Tax

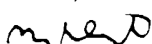
All concerned are hereby enjoined to give this Circular as wide a publicity as possible.

CAESAR R. DULAY

Commissioner of Internal Revenue

H-2
/mariam

A CERTIFIED ELECTRONIC COPY


MA. PERPETUA M. AGLIBUT
CHIEF, RECORDS MANAGEMENT DIVISION

