



REPUBLIC OF THE PHILIPPINES
DEPARTMENT OF BUDGET AND MANAGEMENT
GENERAL SOLANO STREET, SAN MIGUEL, MANILA

LOCAL BUDGET CIRCULAR

No.: 134
January 20, 2021

To : Local Chief Executives, Members of the Local Sanggunian, Local Budget Officers, Local Treasurers, Local Planning and Development Coordinators, Local Accountants, and All Others Concerned


Subject : **GUIDELINES ON THE RELEASE AND UTILIZATION OF THE LOCAL GOVERNMENT SUPPORT FUND – DISASTER REHABILITATION AND RECONSTRUCTION ASSISTANCE PROGRAM IN THE FY 2021 GENERAL APPROPRIATIONS ACT, REPUBLIC ACT NO. 11518**

1.0 LEGAL BASES

Under Special Provision (SP) No. 5 of the Local Government Support Fund – Disaster Rehabilitation and Reconstruction Assistance Program (LGSF-DRRAP) in the FY 2021 General Appropriations Act (GAA), Republic Act (RA) No. 11518, the appropriated amount of **Php 4,500,000,000.00** shall be used to aid in the recovery and reconstruction of the economy and livelihood in the Local Government Units (LGUs) that are directly affected by Taal Volcano eruption, Typhoon Quinta, Super Typhoon Rolly, and Typhoon Ulysses, as indicated in the situational reports issued by the National Disaster Risk Reduction and Management Council (NDRRMC). The appropriated amount shall be used by the beneficiary LGUs to support the following priority programs and projects:

- i) Shelter and resettlements;
- ii) Public infrastructure (i.e., roads, bridges, flood control and public buildings, and multi-purpose buildings/multi-purpose/evacuation/quarantine facilities);
- iii) Education and health services;
- iv) Agriculture (crops, livestock, fisheries); and
- v) Social Protection.

5



2.0 PURPOSE

This Circular is being issued to prescribe the guidelines and procedures on the release and utilization of the LGSF-DRRAP consistent with the FY 2021 GAA, RA No. 11518.

3.0 GENERAL GUIDELINES

- 3.1 The LGSF-DRRAP shall be exclusively used by the provinces, cities and municipalities concerned to fund the eligible programs and projects enumerated under SP No. 5 of the LGSF in the FY 2021 GAA. For the guidance of the LGUs, the definition of the terms covering the scope of the eligible programs and projects are provided in **Annex A** hereof.
- 3.2 The allocations for each of the beneficiary LGUs (listed in **Annex B**) were computed per type of calamity and on a pro-rated basis using the following factors:
- 3.2.1 The allocations were computed using data/references from the Department of Social Welfare and Development – Disaster Response Operations Monitoring and Information Center (DSWD-DROMIC) Reports and the NDRRMC Situational Reports, as follows:

CALAMITIES	DATA USED	
	DSWD-DROMIC	NDRRMC
Taal Volcano Eruption	DSWD DROMIC Report #70 on the Taal Volcano Eruption as of 7 September 2020, 4PM	Situational Report No. 87 re. Taal Volcano Eruption as of 6 March 2020, 8AM
Typhoon Quinta	DSWD DROMIC Report #17 on the Typhoon Quinta as of 9 December 2020, 6PM	Situational Report No. 11 re. Preparedness Measures and Effects for Typhoon Quinta as of 9 November 2020, 6PM
Typhoon Rolly	DSWD DROMIC Report #37 on the Super Typhoon Rolly as of 29 December 2020, 6PM	Situational Report No. 12 re. Preparedness Measures and Effects for Super Typhoon Rolly as of 11 November 2020, 8AM



CALAMITIES	DATA USED	
	DSWD-DROMIC	NDRRMC
Typhoon Ulysses	DSWD DROMIC Report #62 on the Typhoon Ulysses as of 12 January 2020, 6PM	Situational Report No. 28 re. Preparedness Measures and Effects for Typhoon Ulysses as of 10 December 2020, 8AM

- 3.2.2 Around 50% of the appropriated amount was allocated due to damages based on NDRRMC Situational Reports while the remaining amount was allocated due to affected population based on DSWD-DROMIC Reports.
- 3.2.3 The amounts of allocation for the affected provinces per calamity were based on damages on a pro-rated basis. The allocations based on damages for LGUs within the National Capital Region were distributed based on affected population per calamity. The affected cities and municipalities per calamity were given allocations based on affected population.
- 3.2.4 The computation has taken into consideration the Php 3 Billion financial assistance that was earlier released to the affected LGUs by Typhoons Quinta, Rolly, and Ulysses, charged against the 2020 National Disaster Risk Reduction and Management Fund (NDRRMF).
- 3.3 All projects to be implemented by the LGUs must be included in their respective Local Disaster Risk Reduction and Management Plan and incorporated in the LGU's Medium-term and Annual Investment Program.
- 3.4 In the implementation of infrastructure projects, the LGUs shall ensure observance of the requirements enumerated under Section 27, General Provisions of the FY 2021 GAA, including, among others, compliance with the standards of the DPWH, and shall consider Section 28, General Provisions of the same Act, on installation of rainwater collection system.
- 3.5 Consistent with DBM-Department of Finance Joint Circular No. 2016-1 dated January 4, 2016,¹ the funds under LGSF-DRRAP to LGUs shall be released directly by the Bureau of the Treasury (BTr) to the beneficiary LGUs, through authorized government servicing banks, consistent with the purposes indicated in the corresponding Special Allotment Release



¹ Guidelines for the Direct Release of Funds by the Bureau of the Treasury (BTr) to Local Government Units (LGUs) in FY 2016 and Thereafter

Order (SARO) and Advice of Notice of Cash Allocation Issued (ANCAI) to be released by the DBM to the BTr.

- 3.6 Upon effectivity of this Circular, the DBM shall prepare and release the SARO amounting to Php 4,500,000,000.00, and the corresponding NCAs and ANCAIs, which shall cover the funding requirements for the LGSF-DRRAP, FY 2021 GAA, RA No. 11518.
- 3.7 The FY 2021 LGSF-DRRAP shall be recorded as a trust fund by the LGUs for the specific purpose(s) for which the funds were received and shall be made available for disbursement for the purpose specified until December 31, 2022.

After the end of the validity period, any unreleased appropriations shall lapse, while undisbursed funds shall revert to the National Treasury, particularly to the unappropriated surplus of the General Fund in accordance with Section 28, Chapter 4, Book VI of E.O. No. 292, s. 1987.

4.0 **PROHIBITIONS ON THE USE OF THE LGSF-DRRAP**

The LGSF-DRRAP shall not be used:

- 4.1 To fund projects already fully covered by the other sources of funds;
- 4.2 For the payment of the following:
 - 4.2.1 Any form of financial/cash assistance;
 - 4.2.2 Personnel Services expenditures, such as salaries, wages, overtime pay, and other personnel benefits;
 - 4.2.3 Administrative expenses, such as supplies, meetings, communication, water and electricity, petroleum products, other general services, and the like;
 - 4.2.4 Traveling expenses, whether domestic or foreign;
 - 4.2.5 Registration or participation fees in training, seminars, conferences, or conventions;
 - 4.2.6 Purchase of administrative office' furniture, fixtures, equipment, or appliances;
 - 4.2.7 Purchase, maintenance, or repair of motor vehicles; and
 - 4.2.8 Other PPAs and expenses not related to disaster rehabilitation and reconstruction.



5.0 PROJECT IMPLEMENTATION

Disbursement and utilization by the LGUs shall be subject to pertinent provisions of the Government Procurement Reform Act (RA No. 9184) and its 2016 Revised Implementing Rules and Regulations (IRR), and any relevant policies issued by the Government Procurement Policy Board (GPPB), as well as the applicable budgeting, accounting, and auditing rules and regulations.

6.0 POSTING AND REPORTING REQUIREMENTS

The beneficiary LGUs shall:

- 6.1 Comply with the posting requirements prescribed under RA No. 9184 and its 2016 Revised IRR, and all relevant policies issued by the GPPB;
- 6.2 Prepare quarterly reports on fund utilization and status of program/project implementation using the prescribed format in **Annex C** hereof until such time that the Unified Reporting System for LGUs has been developed and can be used by the LGUs.
- 6.3 Consistent with the Full Disclosure Policy of the DILG, posted the same reports in at least three (3) conspicuous public places in the locality and on the LGU's website within twenty (20) calendar days from the end of each quarter.
- 6.4 Send a written notice to the Secretary of DBM, Speaker of the House of Representatives, President of the Senate of the Philippines, and the Chairpersons of the House Committee on Appropriations and Senate Committee on Finance upon posting of the reports on the LGU's website. The date of notice to said agencies shall be considered the date of compliance with the requirement.

7.0 RESPONSIBILITY AND ACCOUNTABILITY

The responsibility and accountability in the implementation of programs and projects, and proper utilization and disbursement of the LGSF-DRRAP shall rest upon the LCE and other local officials concerned of the recipient LGU. It is also the responsibility of said local officials to ensure that the funds released to the LGU are utilized strictly in accordance with applicable budgeting, accounting, and auditing rules and regulations, and pertinent provisions of RA No. 9184.

Moreover, the LGU shall ensure that no duplication of funding will occur. As such, the LGU, through its LCE, shall immediately inform the DBM if it has received funding from other sources for the same programs or projects.



8.0 ITEMS FOR RESOLUTION

Interpretation of the provisions of this Circular, including relevant items not covered herein, shall be referred to the DBM for resolution.

9.0 SEPARABILITY



If any provision of this Circular is declared invalid or unconstitutional, the other provisions not affected thereby shall remain valid and subsisting.

10.0 REPEAL

All provisions of existing guidelines that are not consistent with this Circular are hereby revised, modified and/or repealed accordingly.

11.0 EFFECTIVITY

This Circular shall take effect fifteen (15) calendar days after its publication.


WENDEL E. AVISADO
Secretary 

ANNEX A

DEFINITION OF TERMS

Particulars	Definition	Source
Bridge	A structure carrying a road over a road, waterway or other feature, with a clear span over 3.0 meters along the centerline between the inside faces of supports. A bridge may have an independent deck supported on separate piers and abutments or may have a deck constructed integral with supports.	Department of Public Works and Highways Enterprise Data Glossary, October 2016
Building	A roofed and walled structure built for permanent use.	Department of Public Works and Highways Enterprise Data Glossary, October 2016
Education and health services	<p>Education services refer to the replacement, reconstruction, rehabilitation or repair of school buildings and facilities as well as for the printing of damaged learning modules and materials in order that the situation of learners affected by natural or human-induced calamities, epidemics, crises, and calamities may be normalized as quickly as possible.</p> <p>Health services refer to services provided by public health workers [all employees of the Department of Health (DOH), DOH Hospitals, Hospitals of LGUs, and Provincial, City, and Rural Health Units, and Drug Abuse Treatment and Rehabilitation Centers including those managed by other government agencies (e.g. police and military hospitals/clinics, university medical facilities), uniformed medical personnel], private health workers, such as but not limited to medical professionals, hospital and health</p>	<p>DepEd-OSEC, Special Provision No. 4 "Quick Response Fund," Volume I-A p. 193</p> <p>Inter-Agency Task Force for the Management of Emerging Infectious Diseases Omnibus Guidelines on the Implementation of Community Quarantine in the Philippines, May 2020</p>

Particulars	Definition	Source
	<p>facility administrative and maintenance staff, and aides from private health facilities, as well as their service providers, health workers and volunteers of the Philippine Red Cross and the World Health Organization, and employees of Health Maintenance Organizations (HMOs), the Philippine Health Insurance Corporation (PHIC), health insurance providers, disaster risk reduction management officers, and public safety officers.</p>	
Evacuation Center	<p>A temporary shelter for displaced families in times of calamity, or where people may escape from imminent threat, an ongoing threat or a hazard to lives or property. This may also serve as a training center for disaster preparedness activities.</p>	<p>Department of Public Works and Highways Enterprise Data Glossary, October 2016</p>
Flood Control	<p>Includes the formulation and implementation of policies, standards, programs and projects for an integrated flood control, drainage, and sewerage system.</p>	<p>Republic Act No. 7924, July 1994</p>
Quarantine facilities	<p>Generally hotels, repurposed schools and buildings that are intended to house individuals under observation to see if they will develop COVID-19 signs or symptoms or they will test positive for COVID-19 (e.g. close contacts, returning Filipinos and residents, tourist bubbles)</p>	<p>Department of Health Omnibus Interim Guidelines on Prevention, Detection, Isolation, Treatment, and Reintegration Strategies for COVID-19, October 2020</p>
Resettlement areas	<p>Areas identified by the appropriate national agency or by the local government unit with respect to areas within its jurisdiction, which shall be used for the relocation of the underprivileged and homeless citizens and other qualified households.</p>	<p>Republic Act No. 7279, March 1992</p>

Particulars	Definition	Source
Road	A general term denoting a public way for purposes of vehicular traffic, including the entire area within the road right-of-way.	Department of Public Works and Highways Enterprise Data Glossary, October 2016
Shelter	Structures constructed by the government intended for families affected by a disaster while awaiting transfer to permanent shelters.	Department of Social Welfare and Development Guidelines in the Implementation of Temporary Shelter Assistance and Prioritization of Victims of Disaster/ Internally Displaced Persons Thereto, September 2014
Social Protection	Constitutes policies and programs that seek to reduce poverty and vulnerability to risks and enhance social status and rights of the marginalized by promoting and protecting livelihood and employment, protecting against hazards and sudden loss of income, and improving people's capacity to manage risks.	National Economic and Development Authority (NEDA) Social Development Committee (SDC), 2007

ANNEX B

**SHARES OF LOCAL GOVERNMENT UNITS (LGUs)
UNDER THE LGSF-DRRAP**

LGU	Total LGU Share (in Pesos)
NATIONAL CAPITAL REGION	
PROVINCE: Metro Manila	
MUNICIPALITIES	
1. Pateros	484,952.00
Total Municipalities	484,952.00
CITIES	
1. Caloocan	1,070,400.00
2. Malabon	973,439.00
3. Manila	6,499,589.00
4. Pasay	402,650.00
5. Quezon	4,095,905.00
6. Las Piñas	312,248.00
7. Mandaluyong	1,602,892.00
8. Makati	304,561.00
9. Pasig	3,796,109.00
10. Muntinlupa	9,377,301.00
11. Marikina	23,447,385.00
12. Navotas	3,598,481.00
13. Parañaque	1,857,616.00
14. San Juan	483,783.00
15. Taguig	4,117,444.00
16. Valenzuela	3,338,508.00
Total Cities	65,278,311.00
TOTAL, NCR	65,763,263.00
CORDILLERA ADMINISTRATIVE REGION (CAR)	
PROVINCE: Abra	
MUNICIPALITIES	
1. Bucay	100,000.00
2. Daguioman	100,000.00
3. Lagayan	100,000.00
4. Malibcong	100,000.00
5. Tineg	100,000.00
Total Municipalities	500,000.00
TOTAL ABRA	1,413,281.00
PROVINCE: Benguet	
MUNICIPALITIES	
1. Atok	100,000.00
2. Bakun	100,000.00
3. Bokod	100,000.00
4. Buguias	100,000.00
5. Itogon	100,000.00
6. Kabayan	100,000.00
7. Kapangan	100,000.00
8. Kibungan	100,000.00
9. Mankayan	100,000.00

LGU	Total LGU Share (in Pesos)
10. Sablan	100,000.00
11. Tuba	100,000.00
12. Tublay	100,000.00
Total Municipalities	1,200,000.00
CITY	
1. Baguio	100,000.00
TOTAL BENGUET	21,370,985.00
PROVINCE: Ifugao	20,037,245.00
MUNICIPALITIES	
1. Aguinaldo	100,000.00
2. Alfonso Lista (Potia)	100,000.00
3. Banaue	100,000.00
4. Hingyon	100,000.00
5. Hungduan	329,521.00
6. Kiangnan	100,000.00
7. Lagawe	100,000.00
8. Lamut	100,000.00
9. Mayoyao	100,000.00
10. Tinoc	129,641.00
11. Asipulo	100,000.00
Total Municipalities	1,359,162.00
TOTAL IFUGAO	21,396,407.00
PROVINCE: Kalinga	14,062,240.00
MUNICIPALITIES	
1. Balbalan	100,000.00
2. Lubuagan	100,000.00
3. Pasil	108,590.00
4. Pinukpuk	100,000.00
5. Tanudan	100,000.00
6. Tinglayan	100,000.00
Total Municipalities	608,590.00
TOTAL KALINGA	14,670,830.00
PROVINCE: Apayao	9,774,968.00
MUNICIPALITIES	
1. Flora	100,000.00
2. Kabugao	100,000.00
3. Santa Marcela	100,000.00
Total Municipalities	300,000.00
TOTAL APAYAO	10,074,968.00
PROVINCE: Mt. Province	11,963,566.00
MUNICIPALITIES	
1. Barlig	100,000.00
2. Bauko	100,000.00
3. Bontoc	100,000.00
4. Natonin	100,000.00
5. Sadanga	100,000.00
6. Tadian	100,000.00
Total Municipalities	600,000.00
TOTAL MT. PROVINCE	12,563,566.00

LGU	Total LGU Share (in Pesos)
TOTAL CAR	81,490,037.00
REGION I	
PROVINCE: Ilocos Norte	23,291,757.00
MUNICIPALITY	
1. Pagudpud	1,179,481.00
Total Municipality	1,179,481.00
TOTAL ILOCOS NORTE	24,471,238.00
PROVINCE: Ilocos Sur	100,000.00
TOTAL ILOCOS SUR	100,000.00
PROVINCE: La Union	600,728.00
MUNICIPALITIES	
1. Luna	100,000.00
Total Municipalities	100,000.00
CITY	
1. San Fernando	100,000.00
TOTAL LA UNION	800,728.00
PROVINCE: Pangasinan	44,454,038.00
MUNICIPALITIES	
1. Aguilar	100,000.00
2. Alcala	100,000.00
3. Balungao	100,000.00
4. Bani	100,000.00
5. Basista	100,000.00
6. Bautista	188,000.00
7. Bayambang	344,111.00
8. Binalonan	100,000.00
9. Bolinao	5,376,343.00
10. Calasiao	100,000.00
11. Infanta	6,275,700.00
12. Labrador	100,000.00
13. Laoac	100,000.00
14. Lingayen	100,000.00
15. Mabini	100,000.00
16. Malasiqui	100,000.00
17. Manaoag	100,000.00
18. Mangaldan	100,000.00
19. Mangatarem	4,248,759.00
20. Rosales	100,000.00
21. San Fabian	100,000.00
22. San Jacinto	100,000.00
23. San Manuel	100,000.00
24. San Quintin	100,000.00
25. Santa Maria	100,000.00
26. Santo Tomas	100,000.00
27. Sison	100,000.00
28. Sual	100,000.00
29. Tayug	100,000.00
30. Urbiztondo	4,164,347.00
31. Villasis	100,000.00

LGU	Total LGU Share (in Pesos)
Total Municipalities	23,097,260.00
CITIES	
1. Alaminos	100,000.00
2. Dagupan	100,000.00
3. Urdaneta	100,000.00
Total Cities	300,000.00
TOTAL PANGASINAN	67,851,298.00
TOTAL REGION I	93,223,264.00
REGION II	
PROVINCE: Batanes	692,237.00
TOTAL BATANES	692,237.00
PROVINCE: Cagayan	233,767,211.00
MUNICIPALITIES	
1. Abulug	100,000.00
2. Alcala	3,962,382.00
3. Allacapan	824,949.00
4. Amulung	5,701,487.00
5. Aparri	9,246,184.00
6. Baggao	5,432,409.00
7. Ballesteros	100,000.00
8. Buguey	1,379,570.00
9. Camalaniugan	2,131,362.00
10. Claveria	4,935,730.00
11. Enrile	7,325,749.00
12. Gattaran	2,210,980.00
13. Iguig	1,894,173.00
14. Lal-Lo	2,103,641.00
15. Lasam	1,927,730.00
16. Pamplona	408,931.00
17. Peñablanca	1,619,051.00
18. Piat	100,000.00
19. Rizal	126,931.00
20. Sanchez-Mira	739,495.00
21. Santa Praxedes	100,000.00
22. Santa Teresita	162,364.00
23. Santo Niño	2,674,103.00
24. Solana	9,900,224.00
Total Municipalities	65,107,445.00
CITY	
1. Tuquegarao	31,906,858.00
TOTAL CAGAYAN	330,781,514.00
PROVINCE: Isabela	99,577,192.00
MUNICIPALITIES	
1. Alicia	1,138,005.00
2. Angadanan	708,231.00
3. Aurora	273,246.00
4. Benito Soliven	729,073.00
5. Burgos	134,643.00
6. Cabagan	11,553,248.00
7. Cabatuan	100,000.00

LGU	Total LGU Share (in Pesos)
8. Cordon	504,599.00
9. Dinapigui	100,000.00
10. Echague	1,976,918.00
11. Gamu	190,710.00
12. Jones	100,000.00
13. Maconacon	100,000.00
14. Magsaysay (Delfin Albano)	4,117,242.00
15. Mallig	100,000.00
16. Naguilian	966,679.00
17. Palanan	100,000.00
18. Quezon	100,000.00
19. Quirino	100,000.00
20. Ramon	249,694.00
21. Reina Mercedes	2,297,269.00
22. Roxas	514,186.00
23. San Agustin	100,000.00
24. San Guillermo	100,000.00
25. San Isidro	146,940.00
26. San Mariano	1,994,843.00
27. San Mateo	740,120.00
28. San Pablo	3,145,145.00
29. Santa Maria	5,324,236.00
30. Santo Tomas	5,219,398.00
31. Tumauni	6,805,310.00
Total Municipalities	49,729,735.00
CITIES	
1. Santiago	4,693,957.00
2. Cauayan	8,437,700.00
3. Ilagan	28,104,963.00
Total Cities	41,236,620.00
TOTAL ISABELA	190,543,547.00
PROVINCE: Nueva Vizcaya	35,835,174.00
MUNICIPALITIES	
1. Alfonso Castañeda	610,703.00
2. Ambaguio	100,000.00
3. Aritao	146,011.00
4. Bagabag	400,177.00
5. Bambang	117,721.00
6. Bayombong	1,266,539.00
7. Diadi	100,000.00
8. Dupax del Norte	100,000.00
9. Dupax del Sur	139,854.00
10. Kasibu	100,000.00
11. Kayapa	100,000.00
12. Quezon	100,000.00
13. Santa Fe	100,000.00
14. Solano	170,022.00
15. Villa Verde	100,000.00
Total Municipalities	3,651,027.00
TOTAL NUEVA VIZCAYA	39,486,201.00

LGU	Total LGU Share (in Pesos)
PROVINCE: Quirino	62,922,596.00
MUNICIPALITIES	
1. Aglipay	100,000.00
2. Cabarroguis	186,776.00
3. Diffun	135,107.00
4. Maddela	224,859.00
5. Nagtipunan	945,311.00
6. Saguday	100,000.00
Total Municipalities	1,692,053.00
TOTAL QUIRINO	64,614,649.00
TOTAL REGION II	626,118,148.00
REGION III	
PROVINCE: Aurora	15,861,989.00
MUNICIPALITIES	
1. Baler	6,385,171.00
2. Casiguran	749,333.00
3. Dilasag	1,111,559.00
4. Dinalungan	1,023,915.00
5. Dingalan	3,010,284.00
6. Dipaculao	645,587.00
7. Maria Aurora	536,016.00
8. San Luis	1,789,860.00
Total Municipalities	15,251,725.00
TOTAL AURORA	31,113,714.00
PROVINCE: Bataan	12,095,980.00
MUNICIPALITIES	
1. Abucay	117,454.00
2. Bagac	140,273.00
3. Dinalupihan	100,000.00
4. Hermosa	1,355,088.00
5. Limay	556,606.00
6. Mariveles	456,369.00
7. Morong	126,254.00
8. Orani	172,734.00
9. Orion	1,243,881.00
10. Pilar	205,618.00
11. Samal	262,568.00
Total Municipalities	4,736,845.00
CITY	
1. Balanga	375,575.00
TOTAL BATAAN	17,208,400.00
PROVINCE: Bulacan	54,880,770.00
MUNICIPALITIES	
1. Angat	11,366,240.00
2. Balagtas	14,831,160.00
3. Baliuag	41,037,469.00
4. Bocaue	27,706,217.00
5. Bulacan	8,203,270.00
6. Bustos	1,579,034.00
7. Calumpit	61,341,801.00

LGU	Total LGU Share (in Pesos)
8. Doña Remedios Trinidad	1,437,929.00
9. Guiguinto	664,970.00
10. Hagonoy	30,493,599.00
11. Marilao	51,113,708.00
12. Norzagaray	1,851,152.00
13. Obando	242,529.00
14. Pandi	1,734,102.00
15. Paombong	3,119,712.00
16. Plaridel	2,207,943.00
17. Pulilan	10,136,995.00
18. San Ildefonso	23,126,922.00
19. San Miguel	32,269,826.00
20. San Rafael	4,821,546.00
21. Santa Maria	2,667,224.00
Total Municipalities	331,953,348.00
CITIES	
1. Malolos	20,033,502.00
2. Meycauayan	11,872,937.00
3. San Jose del Monte	156,293.00
Total Cities	32,062,732.00
TOTAL BULACAN	418,896,850.00
PROVINCE: Nueva Ecija	42,699,520.00
MUNICIPALITIES	
1. Aliaga	1,245,344.00
2. Bongabon	3,735,212.00
3. Cabiao	1,621,418.00
4. Carrangalan	389,131.00
5. Cuyapo	100,000.00
6. Gabaldon	2,939,983.00
7. Gen. M. Natividad	9,665,119.00
8. Gen. Tinio	455,434.00
9. Guimba	166,532.00
10. Jaen	13,297,751.00
11. Laur	364,054.00
12. Licab	636,242.00
13. Llanera	364,328.00
14. Lupao	100,000.00
15. Pantabangan	160,696.00
16. Peñaranda	301,024.00
17. Quezon	183,206.00
18. Rizal	542,829.00
19. San Antonio	5,249,876.00
20. San Isidro	1,219,708.00
21. San Leonardo	2,817,083.00
22. Santa Rosa	2,146,785.00
23. Santo Domingo	177,162.00
24. Talavera	652,052.00
25. Zaragoza	1,059,348.00
Total Municipalities	49,590,317.00
CITIES	
1. Cabanatuan	12,646,545.00
2. Gapan	2,001,139.00

LGU	Total LGU Share (in Pesos)
3. Muñoz	120,846.00
4. Palayan	445,197.00
5. San Jose	150,067.00
Total Cities	15,363,794.00
TOTAL NUEVA ECIJA	107,653,631.00
PROVINCE: Pampanga	25,587,415.00
MUNICIPALITIES	
1. Apalit	12,610,725.00
2. Arayat	6,416,814.00
3. Bacolor	695,308.00
4. Candaba	25,610,546.00
5. Floridablanca	100,000.00
6. Guagua	3,541,789.00
7. Lubao	1,040,125.00
8. Macabebe	23,138,956.00
9. Magalang	100,000.00
10. Masantol	44,592,375.00
11. Mexico	545,285.00
12. Minalin	1,704,923.00
13. Porac	390,650.00
14. San Luis	9,006,050.00
15. San Simon	11,393,648.00
16. Santa Ana	1,369,786.00
17. Santa Rita	100,000.00
18. Santo Tomas	1,537,974.00
19. Sasmuan	417,418.00
Total Municipalities	144,312,372.00
CITIES	
1. Angeles	106,049.00
2. San Fernando	10,255,089.00
3. Mabalacat	100,000.00
Total Cities	10,461,138.00
TOTAL PAMPANGA	180,360,925.00
PROVINCE: Tarlac	23,260,518.00
MUNICIPALITIES	
1. Anao	100,000.00
2. Bamban	373,442.00
3. Camiling	694,475.00
4. Capas	1,722,336.00
5. Concepcion	1,879,316.00
6. Gerona	799,938.00
7. La Paz	1,526,673.00
8. Mayantoc	100,000.00
9. Moncada	150,617.00
10. Paniqui	127,216.00
11. Pura	362,036.00
12. Ramos	393,925.00
13. San Clemente	100,000.00
14. San Jose	118,594.00
15. San Manuel	131,517.00
16. Santa Ignacia	345,570.00

LGU	Total LGU Share (in Pesos)
17. Victoria	1,023,579.00
Total Municipalities	9,949,234.00
CITY	
1. Tarlac	584,541.00
TOTAL TARLAC	33,794,293.00
PROVINCE: Zambales	11,336,276.00
MUNICIPALITIES	
1. Botolan	140,896.00
2. Cabangan	100,000.00
3. Candelaria	100,000.00
4. Castillejos	100,000.00
5. Iba	161,284.00
6. Masinloc	100,000.00
7. Palauig	100,000.00
8. San Antonio	100,000.00
9. San Felipe	100,000.00
10. San Marcelino	100,000.00
11. San Narciso	100,000.00
12. Santa Cruz	584,915.00
13. Subic	100,000.00
Total Municipalities	1,887,095.00
CITY	
1. Olongapo	212,003.00
TOTAL ZAMBALES	13,435,374.00
TOTAL REGION III	802,463,187.00
REGION IV-A	
PROVINCE: Batangas	204,851,852.00
MUNICIPALITIES	
1. Agoncillo	10,063,284.00
2. Alitagtag	1,756,866.00
3. Balayan	4,787,113.00
4. Balete	6,056,908.00
5. Bauan	8,117,235.00
6. Calaca	3,558,486.00
7. Calatagan	2,277,180.00
8. Cuenca	464,549.00
9. Ibaan	1,748,673.00
10. Laurel	9,984,109.00
11. Lemery	21,650,739.00
12. Lian	940,996.00
13. Lobo	2,868,473.00
14. Mabini	1,291,577.00
15. Malvar	6,736,387.00
16. Mataas na Kahoy	1,047,278.00
17. Nasugbu	3,273,382.00
18. Padre Garcia	977,666.00
19. Rosario	2,933,317.00
20. San Jose	2,058,826.00
21. San Juan	2,268,292.00
22. San Luis	4,380,687.00
23. San Nicolas	6,241,977.00

LGU	Total LGU Share (in Pesos)
24. San Pascual	4,753,036.00
25. Santa Teresita	3,313,036.00
26. Taal	14,497,926.00
27. Talisay	11,956,608.00
28. Taysan	914,485.00
29. Tingloy	2,211,613.00
30. Tuy	1,927,059.00
Total Municipalities	145,057,764.00
CITIES	
1. Batangas	20,022,196.00
2. Lipa	7,951,455.00
3. Santo Tomas	3,099,596.00
4. Tanauan	7,236,763.00
Total Cities	38,310,010.00
TOTAL BATANGAS	388,219,626.00
PROVINCE: Cavite	104,500,714.00
MUNICIPALITIES	
1. Alfonso	2,538,383.00
2. Amadeo	807,495.00
3. Carmona	647,012.00
4. Gen. Aguinaldo	114,148.00
5. Gen. Alvarez	398,993.00
6. Indang	315,449.00
7. Kawit	434,289.00
8. Magallanes	339,908.00
9. Maragondon	329,529.00
10. Mendez-Nuñez	352,205.00
11. Naic	270,216.00
12. Noveleta	425,826.00
13. Rosario	335,193.00
14. Silang	765,199.00
15. Tanza	1,141,713.00
16. Ternate	424,413.00
Total Municipalities	9,639,971.00
CITIES	
1. Bacoor	1,269,018.00
2. Cavite	782,702.00
3. Dasmariñas	690,943.00
4. Imus	1,250,264.00
5. Tagaytay	3,458,006.00
6. Trece Martires	11,595,787.00
7. Gen. Trias	1,339,324.00
Total Cities	20,386,044.00
TOTAL CAVITE	134,526,729.00
PROVINCE: Laguna	19,884,823.00
MUNICIPALITIES	
1. Alaminos	901,346.00
2. Bay	1,493,063.00
3. Calauan	191,400.00
4. Cavinti	100,000.00
5. Famy	100,000.00

LGU	Total LGU Share (in Pesos)
6. Kalayaan	358,426.00
7. Liliw	192,716.00
8. Los Baños	1,197,459.00
9. Luisiana	100,000.00
10. Lumban	134,748.00
11. Mabitac	169,253.00
12. Magdalena	152,621.00
13. Majayjay	311,407.00
14. Nagcarlan	585,275.00
15. Paete	373,532.00
16. Pagsanjan	100,000.00
17. Pakil	263,710.00
18. Pangil	202,638.00
19. Pila	200,031.00
20. Rizal	160,390.00
21. Santa Cruz	2,292,355.00
22. Santa Maria	100,000.00
23. Siniloan	794,146.00
24. Victoria	510,860.00
Total Municipalities	10,985,376.00
CITIES	
1. Biñan	1,999,642.00
2. Calamba	9,329,293.00
3. San Pablo	1,325,591.00
4. Santa Rosa	1,662,710.00
5. Cabuyao	1,211,010.00
6. San Pedro	363,797.00
Total Cities	15,892,043.00
TOTAL LAGUNA	46,762,242.00
PROVINCE: Quezon	210,841,125.00
MUNICIPALITIES	
1. Agdangan	392,870.00
2. Alabat	1,987,793.00
3. Atimonan	2,192,197.00
4. Buenavista	5,179,416.00
5. Burdeos	2,889,603.00
6. Calauag	6,957,893.00
7. Candelaria	1,332,360.00
8. Catanauan	10,574,125.00
9. Dolores	2,175,565.00
10. General Luna	4,432,975.00
11. General Nakar	3,240,583.00
12. Guinayangan	2,049,924.00
13. Gumaca	8,319,691.00
14. Infanta	16,475,443.00
15. Jomalig	1,845,672.00
16. Lopez	8,933,454.00
17. Lucban	147,072.00
18. Macalelon	3,162,764.00
19. Mauban	1,952,810.00
20. Mulanay	9,637,846.00
21. Padre Burgos	3,831,697.00

LGU	Total LGU Share (in Pesos)
22. Pagbilao	2,379,981.00
23. Panukulan	4,676,875.00
24. Patnanungan	2,472,408.00
25. Perez	1,690,811.00
26. Pitogo	4,705,803.00
27. Plaridel	837,749.00
28. Polillo	5,275,817.00
29. Quezon	1,652,076.00
30. Real	1,465,916.00
31. Sampaloc	248,541.00
32. San Andres	4,438,287.00
33. San Antonio	2,082,422.00
34. San Francisco	7,034,714.00
35. San Narciso	5,127,832.00
36. Sariaya	3,273,631.00
37. Tagkawayan	4,236,278.00
38. Tiaong	2,970,013.00
39. Unisan	2,784,225.00
Total Municipalities	155,065,132.00
CITIES	
1. Lucena	6,818,044.00
2. Tayabas	1,133,222.00
Total Cities	7,951,266.00
TOTAL QUEZON	373,857,523.00
PROVINCE: Rizal	19,768,595.00
MUNICIPALITIES	
1. Angono	2,148,274.00
2. Baras	4,041,055.00
3. Binangonan	1,439,531.00
4. Cainta	1,829,796.00
5. Cardona	1,030,606.00
6. Jala-Jala	298,520.00
7. Morong	106,758.00
8. Pililla	401,698.00
9. Rodriguez	36,480,139.00
10. San Mateo	2,354,442.00
11. Tanay	1,834,704.00
12. Taytay	1,111,793.00
13. Teresa	144,481.00
Total Municipalities	53,221,797.00
CITY	
1. Antipolo	828,169.00
TOTAL RIZAL	73,818,561.00
TOTAL REGION IV-A	1,017,184,681.00
REGION IV-B	
PROVINCE: Marinduque	35,537,955.00
MUNICIPALITIES	
1. Boac	6,027,374.00
2. Buenavista	2,613,503.00
3. Gasan	2,681,454.00
4. Mogpog	2,989,079.00

LGU	Total LGU Share (in Pesos)
5. Santa Cruz	5,411,655.00
6. Torrijos	3,260,887.00
Total Municipalities	22,983,952.00
TOTAL MARINDUQUE	58,521,907.00
PROVINCE: Occidental Mindoro	29,099,393.00
MUNICIPALITIES	
1. Abra de Ilog	801,014.00
2. Calintaan	547,567.00
3. Looc	241,366.00
4. Lubang	1,161,473.00
5. Magsaysay	2,149,103.00
6. Mamburao	374,145.00
7. Paluan	330,235.00
8. Rizal	451,168.00
9. Sablayan	3,501,327.00
10. San Jose	1,688,357.00
11. Santa Cruz	6,104,718.00
Total Municipalities	17,350,473.00
TOTAL OCCIDENTAL MINDORO	46,449,866.00
PROVINCE: Oriental Mindoro	76,159,354.00
MUNICIPALITIES	
1. Baco	2,683,400.00
2. Bansud	599,518.00
3. Bongabong	1,022,544.00
4. Bulalacao	537,722.00
5. Gloria	5,747,179.00
6. Mansalay	1,490,850.00
7. Naujan	3,747,404.00
8. Pinamalayan	9,198,328.00
9. Pola	1,826,360.00
10. Puerto Galera	2,307,083.00
11. Roxas	460,671.00
12. San Teodoro	492,007.00
13. Socorro	3,674,674.00
14. Victoria	3,244,311.00
Total Municipalities	37,032,051.00
CITY	
1. Calapan	6,249,665.00
TOTAL ORIENTAL MINDORO	119,441,070.00
PROVINCE: Palawan	
MUNICIPALITIES	
1. Busuanga	379,330.00
2. Coron	100,000.00
3. Culion	100,000.00
4. Dumaran	100,000.00
5. El Nido	100,000.00
6. Kalayaan	100,000.00
7. San Vicente	100,000.00
8. Taytay	100,000.00
Total Municipalities	1,079,330.00

LGU	Total LGU Share (in Pesos)
TOTAL PALAWAN	1,079,330.00
PROVINCE: Romblon	3,081,218.00
MUNICIPALITIES	
1. Alcantara	100,000.00
2. Banton	1,097,513.00
3. Cajidiocan	197,027.00
4. Calatrava	172,896.00
5. Concepcion	363,455.00
6. Corcuera	213,745.00
7. Ferrol	146,184.00
8. Looc	232,584.00
9. Magdiwang	160,042.00
10. Odiongan	103,383.00
11. Romblon	314,187.00
12. San Agustin	667,726.00
13. San Andres	242,859.00
14. San Fernando	100,000.00
15. Sta. Fe	119,459.00
16. Santa Maria	192,628.00
Total Municipalities	4,423,688.00
TOTAL ROMBLON	7,504,906.00
TOTAL REGION IV-B	232,997,079.00
REGION V	
PROVINCE: Albay	409,812,335.00
MUNICIPALITIES	
1. Bacacay	14,438,280.00
2. Camalig	19,160,001.00
3. Daraga	4,923,897.00
4. Guinobatan	9,662,680.00
5. Jovellar	1,233,623.00
6. Libon	10,605,920.00
7. Malilipot	7,803,938.00
8. Malinao	9,773,397.00
9. Manito	4,964,976.00
10. Oas	10,856,001.00
11. Pio Duran	5,255,515.00
12. Polangui	13,910,634.00
13. Rapu-Rapu	4,594,398.00
14. Santo Domingo	4,221,037.00
15. Tiwi	16,383,445.00
Total Municipalities	137,787,742.00
CITIES	
1. Legaspi	22,811,252.00
2. Ligao	10,626,780.00
3. Tabaco	65,589,829.00
Total Cities	99,027,861.00
TOTAL ALBAY	646,627,938.00
PROVINCE: Camarines Norte	43,135,873.00
MUNICIPALITIES	

LGU	Total LGU Share (in Pesos)
1. Basud	11,258,952.00
2. Capalonga	3,102,841.00
3. Daet	6,136,549.00
4. Jose Panganiban	11,722,624.00
5. Labo	7,995,460.00
6. Mercedes	12,220,827.00
7. Paracale	5,042,227.00
8. San Lorenzo Ruiz (Imelda)	3,451,748.00
9. San Vicente	1,397,610.00
10. Santa Elena	1,446,128.00
11. Talisay	6,703,241.00
12. Vinzons	7,401,827.00
Total Municipalities	77,880,034.00
TOTAL CAMARINES NORTE	121,015,907.00
PROVINCE: Camarines Sur	124,761,884.00
MUNICIPALITIES	
1. Baao	12,678,709.00
2. Balatan	5,181,805.00
3. Bato	13,638,032.00
4. Bonbon	3,040,413.00
5. Buhi	12,729,753.00
6. Bula	17,775,903.00
7. Cabusao	6,838,692.00
8. Calabanga	15,533,526.00
9. Camaligan	8,208,425.00
10. Canaman	6,804,275.00
11. Caramoan	9,925,518.00
12. Del Gallego	5,589,539.00
13. Gainza	4,985,981.00
14. Garchitorena	6,407,353.00
15. Goa	15,760,464.00
16. Lagonoy	6,766,824.00
17. Libmanan	12,853,058.00
18. Lupi	4,865,791.00
19. Magarao	4,074,354.00
20. Milaor	10,352,961.00
21. Minalabac	5,998,752.00
22. Nabua	14,222,035.00
23. Ocampo	12,504,582.00
24. Pamplona	17,468,574.00
25. Pasacao	22,355,504.00
26. Pili	18,015,934.00
27. Presentacion	5,478,935.00
28. Ragay	4,249,814.00
29. Sagñay	9,673,908.00
30. San Fernando	9,705,201.00
31. San Jose	8,255,372.00
32. Sipocot	5,594,488.00
33. Siruma	3,838,708.00
34. Tigaon	14,227,920.00
35. Tinambac	16,263,369.00
Total Municipalities	351,864,472.00

LGU	Total LGU Share (in Pesos)
CITIES	
1. Iriga	15,027,830.00
2. Naga	20,650,000.00
Total Cities	35,677,830.00
TOTAL CAMARINES SUR	512,304,186.00
PROVINCE: Catanduanes	118,880,724.00
MUNICIPALITIES	
1. Bagamanoc	2,216,995.00
2. Baras	4,710,941.00
3. Bato	6,806,461.00
4. Caramoan	4,052,729.00
5. Gigmoto	3,029,431.00
6. Pandan	1,833,793.00
7. Panganiban	1,988,577.00
8. San Andres	12,217,949.00
9. San Miguel	3,668,547.00
10. Viga	6,287,773.00
11. Virac	24,370,272.00
Total Municipalities	71,183,468.00
TOTAL CATANDUANES	190,064,192.00
PROVINCE: Masbate	6,659,624.00
MUNICIPALITIES	
1. Aroroy	100,000.00
2. Baleno	100,000.00
3. Balud	166,396.00
4. Batuan	100,000.00
5. Cataingan	100,000.00
6. Cawayan	557,272.00
7. Claveria	1,242,591.00
8. Esperanza	649,357.00
9. Mandaon	100,000.00
10. Milagros	430,917.00
11. Mobo	104,052.00
12. Monreal	528,102.00
13. Palanas	195,578.00
14. Pio V. Corpuz	467,488.00
15. San Fernando	198,447.00
16. San Jacinto	316,664.00
17. San Pascual	13,482,298.00
18. Uson	115,467.00
Total Municipalities	18,954,629.00
CITY	
1. Masbate	100,000.00
TOTAL MASBATE	25,714,253.00
PROVINCE: Sorsogon	11,852,887.00
MUNICIPALITIES	
1. Barcelona	1,290,241.00
2. Bulan	2,965,849.00
3. Bulusan	596,048.00
4. Casiguran	2,713,247.00

LGU	Total LGU Share (in Pesos)
5. Castilla	2,305,490.00
6. Donsol	4,010,233.00
7. Gubat	1,550,363.00
8. Irosin	1,008,374.00
9. Juban	4,084,593.00
10. Magallanes	1,585,825.00
11. Matnog	622,572.00
12. Pilar	8,100,928.00
13. Prieto Diaz	2,855,867.00
14. Santa Magdalena	900,310.00
Total Municipalities	34,589,940.00
CITY	
1. Sorsogon	16,163,161.00
TOTAL SORSOGON	62,605,988.00
TOTAL REGION V	1,558,332,464.00
REGION VI	
PROVINCE: Aklan	100,000.00
TOTAL AKLAN	100,000.00
PROVINCE: Antique	2,480,704.00
MUNICIPALITIES	
1. Barbaza	100,000.00
2. Culasi	125,938.00
3. Hamtic	663,535.00
4. Laua-an	100,000.00
5. Libertad	100,000.00
6. Patnongon	100,000.00
7. San Jose	100,000.00
8. San Remigio	100,000.00
9. Sibalom	119,491.00
10. Tibiao	100,000.00
11. Tobias Fornier (Dao)	100,000.00
Total Municipalities	1,708,964.00
TOTAL ANTIQUE	4,189,668.00
PROVINCE: Capiz	1,690,877.00
CITY	
1. Roxas	100,000.00
TOTAL CAPIZ	1,790,877.00
PROVINCE: Iloilo	6,207,943.00
MUNICIPALITIES	
1. Alimodian	100,000.00
2. Carles	240,134.00
3. Dingle	100,000.00
4. Dumangas	810,654.00
5. Guimbal	100,000.00
6. Janiuay	139,292.00
7. Miagao	100,000.00
8. Pototan	825,389.00
9. Sta. Barbara	100,000.00
10. Tubungan	100,000.00

LGU	Total LGU Share (in Pesos)
11. Zarraga	2,025,139.00
Total Municipalities	4,640,608.00
CITY	
1. Iloilo	100,000.00
Total City	100,000.00
TOTAL ILOILO	10,948,551.00
PROVINCE: Negros Occidental	2,500,333.00
MUNICIPALITIES	
1. Hinoba-an	358,474.00
2. Isabela	113,966.00
3. Moises Padilla	100,000.00
Total Municipalities	572,441.00
TOTAL NEGROS OCCIDENTAL	3,072,773.00
TOTAL REGION VI	20,101,870.00
REGION VII	
PROVINCE: Negros Oriental	-
MUNICIPALITIES	
1. Basay	984,251.00
2. Santa Catalina	100,000.00
Total Municipalities	1,084,251.00
CITY	
1. Bayawan	176,451.00
Total City	176,451.00
TOTAL NEGROS ORIENTAL	1,260,702.00
TOTAL REGION VII	1,260,702.00
REGION VIII	
PROVINCE: Biliran	100,000.00
MUNICIPALITIES	
1. Almeria	100,000.00
2. Caibiran	100,000.00
3. Naval	100,000.00
Total Municipalities	300,000.00
TOTAL BILIRAN	400,000.00
PROVINCE: Leyte	231,785.00
TOTAL LEYTE	231,785.00
PROVINCE: Northern Samar	233,520.00
MUNICIPALITY	
1. Catarman	100,000.00
Total Municipality	100,000.00
TOTAL NORTERN SAMAR	333,520.00
PROVINCE: Southern Leyte	100,000.00
TOTAL SOUTHERN LEYTE	100,000.00
TOTAL REGION VIII	1,065,305.00
GRAND TOTAL	4,500,000,000.00

LOCAL GOVERNMENT SUPPORT FUND-DISASTER REHABILITATION AND RECONSTRUCTION ASSISTANCE PROGRAM
Report on Fund Utilization and Status of Program/Project Implementation
For the Quarter Ended _____

Fund Source	Date of Notice of Authority to Debit Account Issued (NADAI)	Type of Program/Project	Name Title of Program/Project	Specific Location	Mechanism/ Mode of Implementation	Estimated Number of Beneficiaries	Amount			Estimated Period of Completion (month and year)	Remarks on Program/Project Status
							Received	Obligation	Disbursement		

Certified correct by: The Local Finance Committee (LFC)

Attested by:

Local Budget Officer

Local Chief Executive

Local Treasurer

Local Planning and Development Coordinator

Instructions:

1. The report shall be prepared by the LFC, in coordination with the other local officials concerned (e.g. local accountant on the allotment, obligation and disbursements; local engineer on the status of infrastructure projects, as may be applicable).
2. The fund source shall be based on the NADAI issued to the cities.
3. The type of program/project shall be identified, consistent with the projects that may be implemented under the Circular.
4. Amount received refers to the amount received by the LGU as its allocation. It is the amount indicated in the NADAI. Obligation refers to the total amount obligated by the LGU as of reporting period. Disbursement refers to the total amount paid by the LGU as of reporting period.
5. The status of programs/projects refers to the percentage of physical completion or delivery of service as of reporting period.